

Extra Information/Notes

1. Please keep these instructions available for future use
 2. We recommend cleaning with a soft dry cloth. Don't use abrasive materials, this may affect the finish and therefore void the warranty
 3. Waste electrical products should not be disposed of with household waste.
- Please recycle where facilities exist. Check with your Local Authority or retailer for recycling advice.

Garden Trading®

Festoon Cluster Lights - 5 Bulbs Instructions

Please read through these instructions and ensure they are kept for future reference.
This fitting is IP44 rated for outdoor use.
Bulb included: non-replaceable LED bulbs.
Power: this product requires 4 x AA batteries (not included).



These lights work on a 24 hour cycle - 6 hours on and 18 hours off.

Customer Services:

gardentrading.co.uk
+44 (0)1993 845 559

customerservices@gardentrading.co.uk

Opening Hours: Monday - Friday: 8.30am - 5.30pm (Friday close at 5.00pm)

The Garden Trading Company Ltd, Carterton South Industrial Estate, Black Bourton Road, Carterton, Oxon, OX18 3EZ

Garden Trading®

Installation

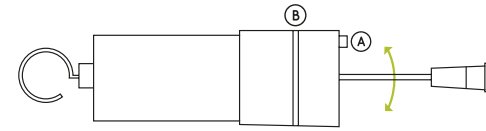
- Please read through these instructions carefully before installation
- This fitting is IP44 rated and can be used indoors and out



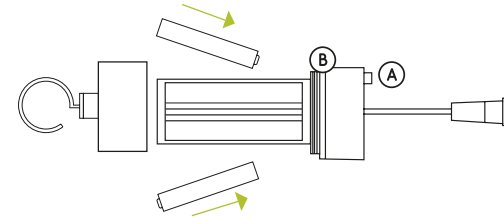
Instructions

1. This light set consists of non-replaceable LEDs
2. Make sure that the cable is completely unravelled and there are no snags in the cable
3. To operate, insert 4 x AA batteries (not included) as instructed
4. Do not connect this light set electrically to another light set
5. Do not allow any plastic part to come into contact with heat or flame
6. Do not unscrew or twist the LED
7. For decorative purposes, do not allow children to play with the product
8. The Multi Function button cycles through 8 flashing functions
9. These lights work on a 24 hour cycle - 6 hours on and 18 hours off.

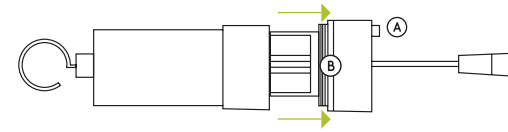
1. Take battery box and unscrew from the bottom.



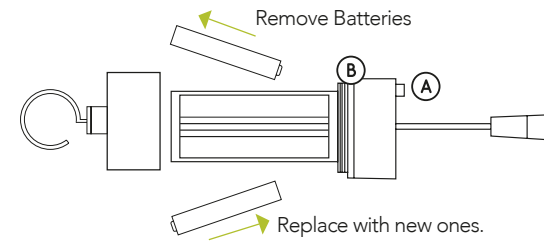
2. Insert 4 x AA batteries (not included)



3. Screw back together. Ensure rubber washer is in place



Battery Replacement



KEY: (A) Multi Function Button

(B) Rubber Washer

PLEASE NOTE:
THE LIGHT SOURCE OF THIS LUMINAIRE CANNOT BE REPLACED.
ONE DEAD LED WILL NOT AFFECT OTHERS.
ONCE THE COMPLETE LIGHT SOURCE REACHES THE END OF LIFE, THE WHOLE LUMINAIRE SHALL
NEED TO BE REPLACED.